




Delaware Parent Guide

Preparing Students for Success in

Grade 5

Your Child's Progress

*A parent resource for understanding what your child should have learned this year
as well as helpful suggestions for supporting your child's learning at home
in preparation for the upcoming school year.*



Dear Families:

In a few weeks you will receive your child's Smarter Assessment score results for this past school year. This Family Score Report provides a great deal of information about your child's scores, including how well your child performed on the test compared to other students and a chart tracking performance across school years. Please take the time to review the report thoroughly so that you understand what type of supports your child needs to progress to the next grade.

The enclosed Family Guide is meant to be used alongside your Family Score Report and offers suggestions for ways to support your child based on his or her Smarter scores. This guide outlines what your child should have learned this year as well as how to prepare for success in the upcoming school year. The information in this guide is based directly on best practices from the national Parent Teacher Association (PTA) and other states and provides guidance to help your child in English language arts/literacy and mathematics.

As you may know, Delaware uses the Smarter Assessment in grades 3 through 8 to help measure student progress toward mastery of the state's academic standards in English language arts/literacy and mathematics. While no single test tells us everything we need to know about how a student is performing in school, these test scores along with in-class work provide you with information on how your child is progressing. We encourage you to meet with your child's teachers to discuss his or her progress, raise any questions you may have, and determine how you can best support the work happening in school.

Preliminary results for Smarter were available to educators through an online reporting system about three weeks after tests were submitted for scoring. Your child's teachers were able to access these Smarter scores to assist with instructional planning. Your child's teachers for the upcoming school year will use Smarter scores to assist with instructional planning as well.

We sincerely appreciate the hard work and support provided at home to ensure that your child is ready to meet the learning goals. We welcome your feedback or suggestions for improving Delaware's Family Score Report and the enclosed Family Guide. Please email us at assessment@doe.k12.de.us or call (302) 857- 3391. Best wishes for a wonderful summer.

Sincerely yours,

Mark A. Holodick, Ed.D.

Secretary of Education

Monica Gant, Ph.D.

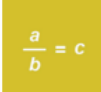


Associate Secretary
Academic Support Team

Subjects on the Smarter Assessment

When you receive your child's score report, you will receive an overall score as well as information on how your child is progressing in each area. These areas are aligned to the Delaware standards and tell you, your child, and your child's teachers how well your child is mastering the standards.





Mathematics

The Smarter Assessment for Mathematics is organized by three (3) areas, or claims:

Different Areas of the Mathematics Assessment		
	Concepts & Procedures	Applying mathematical concepts and procedures
	Problem Solving: Modeling and Data Analysis	Using appropriate tools and strategies to solve real world and mathematical problems
	Communicating Reasoning	Demonstrating ability to support mathematical conclusions

English Language Arts (ELA) / Literacy

The Smarter Assessment for ELA and Literacy is organized by four (4) areas, or claims:

Different Areas of the ELA/Literacy Assessment		
	Reading	Demonstrating understanding of literary and nonfiction texts
	Listening	Demonstrating effective communication skills
	Writing	Producing clear and purposeful writing
	Research/Inquiry	Investigating, analyzing and presenting information

Mathematics

What your Child Learned in Grade 4

- Using whole-number arithmetic to solve word problems, including problems with remainders and problems with measurements, and explaining why the answer makes sense
- Adding and subtracting whole numbers quickly and accurately (numbers up to 1 million)
- Multiplying and dividing multi-digit numbers in simple cases (Example: Multiplying $1,638 \times 7$ or 24×17 , and dividing 6,966 by 6); Building fluency by decomposing numbers (Example: $36 \times 15 = 30 \times 15 + 6 \times 15$ and $20 \times 15 + 10 \times 15 + 6 \times 15 = 36 \times 15$)
- Comparing and developing an understanding of equivalent fractions by using pictures, number lines and fraction models (Example: $\frac{1}{2}$ is the same as $\frac{3}{6}$ and $\frac{5}{10}$; Recognizing that $\frac{1}{4}$ is less than $\frac{3}{8}$ because $\frac{2}{8} = \left(\frac{2}{2}\right)\left(\frac{1}{4}\right)$ which is less than $\frac{3}{8}$)
- Adding, subtracting, and multiplying fractions in simple cases (Example: $\frac{5}{8} = 5\left(\frac{1}{8}\right)$ or $2\left(\frac{3}{4}\right) - 1\left(\frac{1}{4}\right)$ or $3 \times \left(\frac{5}{8}\right)$ and solving related word problems)
- Understanding simple decimals in terms of fractions (Example: Rewriting 0.5 as $\left(\frac{5}{10}\right)$ or 0.62 as $\left(\frac{62}{100}\right)$ and locating them on a number line)
- Measuring angles and finding unknown angles in a diagram

What Your Child Will Learn in Grade 5

- Adding and subtracting fractions with unlike denominators (bottom number) by converting them to equivalent fractions with the same denominator (Example: $\frac{2}{3} - \frac{1}{2}$ is equivalent to $\frac{4}{6} - \frac{3}{6} = \frac{1}{6}$)
- Multiplying fractions, dividing fractions in simple cases and solving related word problems (Example: Find the area of a rectangle with fractional side lengths; Determine how many $\frac{1}{3}$ cups servings are in 2 cups of raisins; Determine the size of a share if 9 people share a 50-pound sack of rice equally or if 3 people share $\frac{1}{2}$ pound of chocolate equally)
- Using models and story contexts to multiply and divide unit fractions by whole numbers and whole numbers by unit fractions; Multiplying fractions by fractions (Example: $2400 \div \frac{1}{4} = 9600$; $\frac{3}{5} \times \frac{3}{4} = \frac{9}{20}$)
- Generalizing system to include decimals; Calculating with decimals to the hundredths place (two places after the decimal) (Example: $0.7 + 1.25 = 1.95$)
- Multiplying whole numbers quickly and accurately (Example: $1,638 \times 753$); Dividing whole numbers in simple cases (Example: Dividing 6,971 by 63) using different strategies and making sense of the answer
- Understanding the concept of volume; Solving word problems that involve volume
- Graphing points in the coordinate plane (two dimensions) to solve problems
- Analyzing mathematical patterns and relationships

English language Arts/Literacy

What Your Child Learned in Grade 4

- Describing the basic elements of stories — such as characters, events, and settings — by focusing on specific details in the text
- Paying close attention to key features of informational books and articles: Understanding the main and supporting ideas; being able to compare and contrast information; and explaining how the author uses facts, details, and evidence to support particular points
- Comparing ideas, characters, events, and settings in stories and myths from different cultures
- Writing summaries or opinions about topics supported with a set of well-organized facts, details, and examples
- Independently conducting short research projects on different aspects of a topic using evidence from books and the Internet
- Paraphrasing and responding to information presented in discussions, such as comparing and contrasting ideas and analyzing evidence that speakers use to support certain points
- Reporting orally on a topic or telling a story with enough facts and details
- Writing complete sentences with correct capitalization and spelling
- Relating words that are common in reading to words with similar meanings (synonyms) and to their opposites (antonyms)

What Your Child Will Learn in Grade 5

- Summarizing the key details of stories, dramas, poems, and nonfiction materials, including their themes or main ideas
- Identifying and judging evidence that supports particular ideas in an author's argument to change a reader's point of view
- Integrating information from several print and digital sources to answer questions and solve problems
- Writing opinions that offer reasoned arguments and provide facts and examples that are logically grouped to support the writer's point of view
- Writing stories, real or imaginary, that unfold naturally; Developing the plot with dialogue, description, and effective pacing of the action
- Coming to classroom discussions prepared; Engaging fully and thoughtfully with others (Example: Contributing accurate, relevant information, elaborating on the remarks of others and synthesizing ideas)
- Reporting on a topic or presenting an opinion in your own words; Using a logical sequence of ideas, sufficient facts and details, and formal English when appropriate
- Expanding, combining, and reducing sentences to improve meaning, interest, and style of writing
- Building knowledge of academic words with an emphasis on those that signal a contrast in ideas or logical relationships, such as *on the other hand*, *similarly*, and *therefore*
- Producing writing on the computer

How You Can Help Your Child At Home

Mathematics

Strategies to improve your child's Grade 5 math understanding:

$$\frac{a}{b} = c$$

Concepts & Procedures

Applying mathematical concepts and procedures

- Reinforce mathematics by sharing your thinking as you work through real problems, especially if it takes some time and effort to find a solution.
- Use everyday activities such as shopping or cooking to show your child how fractions and decimals are used – for example, if you used about $\frac{2}{3}$ of a $\frac{3}{4}$ cup measure of vegetable stock, then how much stock did you use? About how much is left?

$$\frac{2}{3}$$



Problem Solving: Modeling and Data Analysis

Using appropriate tools and strategies to solve real world and mathematical problems

- Play math games with your child and ask for explanations of his or her strategies and solutions.
- Encourage your child to stick with a problem that may seem difficult at first. Working on different ways to solve a problem can be helpful. (Example: Determine how many candies each child will get if 36 candies are shared equally among nine children at a party. Determine how many six-inch lengths can be cut from a string 18 inches long.)
- Encourage your child to use what is already known to find answers for new problems (Example: If $30 \times 7 = 210$, then $3,000 \times 70 = 210,000$).
- Use the length, width, and depth of a garden plot to determine how many bags of garden soil to buy.



Communicating Reasoning

Demonstrating ability to support mathematical conclusions

- Ask your child to explain what she or he is doing when working on a problem. Be patient with unfamiliar methods because they might be helpful to support your child's understanding of mathematics.
- Ask your child to use clear definitions in discussion with others and in their own reasoning. Encourage your child to state the meaning of the symbols chosen, including using the equal sign consistently and appropriately.
- Play games involving numbers and patterns (Yahtzee), logic (chess/checkers), and currency (Monopoly) and discuss strategies.

How You Can Help Your Child At Home

English Language Arts (ELA) / Literacy

Strategies to improve your child's Grade 5 ELA/Literacy understanding:



Reading

Demonstrating understanding of literary and nonfiction texts

- Read or watch different versions of a traditional story such as *Little Red Riding Hood* or *Cinderella*, and compare the events, characters, purpose and points of view. Discuss the effect the changes have on the story.
- Use technology to read fiction and non-fiction books and stories. Many online books for children have interactive features and are available from your local library.
- Encourage your child to use print or online materials such as a dictionary, thesaurus, or glossary to find the meaning of unknown words or phrases and to look for word meaning within the text.



Listening

Demonstrating effective communication skills

- Invite your child to read his or her writing out loud to other family members. Ask questions about your child's word choices and ideas.
- Discuss your family stories and history. Encourage your child to ask relatives questions about their lives. Put the information together in an album or brainstorm different ways to tell family tales, such as poems or short stories.
- Talk about the daily news. Pick one news event to read, and then watch a news clip on the same topic. Compare the facts, details, and points of view of the news story.



Writing

Producing clear and purposeful writing

- Use technology to help build your child's interest in writing. Read books, magazines, and newspapers online. Have your child write a summary on the computer. Share it with an adult, and use the computer to edit.
- Urge your child to use evidence to defend an opinion. Your child could write a letter about a product that no longer works and is still under warranty. Children need to see writing as a real-world experience and not just as a school activity.
- Encourage your child to create an event flyer about a school activity or a family event.



Research/Inquiry

Investigating, analyzing and presenting information

- If your child wants a raise in allowance, ask him or her to research commonsense allowance systems and, based on that research, explain reasons why, supported by facts and details.
- If your child wants to purchase a new item, have him or her conduct research and explain why a particular brand is the best option. Have your child support their explanation with facts and details.

Additional Resources

Mathematics and ELA

- **Be a Learning Hero** – <http://bealearninghero.org/>
Provides help with mathematics homework, tips on reading, answers about the new tests, what your child should know grade by grade, and other topics from trusted partners.
- **Roadmaps to the Standards** – <http://www.cgcs.org/page/328>
Provides parents with detailed information about the expectations of the Common Core in mathematics for K-12. Shows what children will learn and how parents can support learning.
- **Practice Tests** – <http://www.smarterbalanced.org/assessments/practice-and-training-tests/>
Provides students with a preview of test questions aligned to the academic standards in English language arts/literacy and math for each grade. Similar in format and structure to the actual test.

Mathematics (only)

- **Khan Academy Math** – <http://www.khanacademy.org/commoncore>
Provides an extensive library of user-friendly content for K-12 mathematics. Students can practice at their own pace and make use of interactive challenges and videos. Requires online access.
- **Illustrative Mathematics** – <http://Illustrativemathematics.org>
Provides mathematical tasks and solutions as well as how the tasks illustrate content standards. The site also provides videos and vignettes illustrating the Mathematical Practices.

ELA (only)

- **Adolescent Literacy** – <http://www.adlit.org>
Provides information and resources for struggling adolescent readers and writers.
- **Newsela** – <https://newsela.com/>
Provides students with daily nonfiction news articles that build comprehension skills while keeping them connected with the latest happenings around the world.