




Delaware Parent Guide

Preparing Students for Success in

Grade 4

Your Child's Progress

*A parent resource for understanding what your child should have learned this year
as well as helpful suggestions for supporting your child's learning at home
in preparation for the upcoming school year.*





Dear Families:

In a few weeks you will receive your child's Smarter Assessment score results for this past school year. This Family Score Report provides a great deal of information about your child's scores, including how well your child performed on the test compared to other students and a chart tracking performance across school years. Please take the time to review the report thoroughly so that you understand what type of supports your child needs to progress to the next grade.

The enclosed Family Guide is meant to be used alongside your Family Score Report and offers suggestions for ways to support your child based on his or her Smarter scores. This guide outlines what your child should have learned this year as well as how to prepare for success in the upcoming school year. The information in this guide is based directly on best practices from the national Parent Teacher Association (PTA) and other states and provides guidance to help your child in English language arts/literacy and mathematics.

As you may know, Delaware uses the Smarter Assessment in grades 3 through 8 to help measure student progress toward mastery of the state's academic standards in English language arts/literacy and mathematics. While no single test tells us everything we need to know about how a student is performing in school, these test scores along with in-class work provide you with information on how your child is progressing. We encourage you to meet with your child's teachers to discuss his or her progress, raise any questions you may have, and determine how you can best support the work happening in school.

Preliminary results for Smarter were available to educators through an online reporting system about three weeks after tests were submitted for scoring. Your child's teachers were able to access these Smarter scores to assist with instructional planning. Your child's teachers for the upcoming school year will use Smarter scores to assist with instructional planning as well.

We sincerely appreciate the hard work and support provided at home to ensure that your child is ready to meet the learning goals. We welcome your feedback or suggestions for improving Delaware's Family Score Report and the enclosed Family Guide. Please email us at assessment@doe.k12.de.us or call (302) 857- 3391. Best wishes for a wonderful summer.

Sincerely yours,

Mark A. Holodick, Ed.D.

Secretary of Education

Monica Gant, Ph.D.

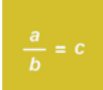


Assistant Secretary,
Academic Support Team

Subjects on the Smarter Assessment

When you receive your child's score report, you will receive an overall score as well as information on how your child is progressing in each area. These areas are aligned to the Delaware standards and tell you, your child, and your child's teachers how well your child is mastering the standards.





Mathematics

The Smarter Assessment for Mathematics is organized by three (3) areas, or claims:

Different Areas of the Mathematics Assessment		
	Concepts & Procedures	Applying mathematical concepts and procedures
	Problem Solving: Modeling and Data Analysis	Using appropriate tools and strategies to solve real world and mathematical problems
	Communicating Reasoning	Demonstrating ability to support mathematical conclusions

English Language Arts (ELA) / Literacy

The Smarter Assessment for ELA and Literacy is organized by four (4) areas, or claims:

Different Areas of the ELA/Literacy Assessment		
	Reading	Demonstrating understanding of literary and nonfiction texts
	Listening	Demonstrating effective communication skills
	Writing	Producing clear and purposeful writing
	Research/Inquiry	Investigating, analyzing and presenting information

Mathematics

What your Child Learned in Grade 3

- Multiplying and dividing up to 10×10 efficiently and accurately, including knowing the multiplication and division facts of one-digit numbers fluently
- Developing strategies to solve word problems using addition, subtraction, multiplication, and division
- Beginning to multiply numbers with more than one digit (Example: Multiplying 9×80)
- Understand fractions and relating them to the familiar system of whole numbers (Example: Recognizing that $\frac{3}{1}$ and 3 are the same number); Using fractions to represent numbers equal to, less than, and greater than 1, especially on a number line.
- Measuring and estimating weights and liquid volumes, and solving word problems involving these quantities
- Reasoning about two-dimensional shapes (Example: All squares are rectangles, but not all rectangles are squares)
- Understanding and finding areas of shapes, and being able to relate area to multiplication (Example: Why is the number of square feet for a 9-foot by 7-foot room given by the product 9×7 ?)

What Your Child Will Learn in Grade 4

- Using whole-number arithmetic to solve word problems, including problems with remainders and problems with measurements, and explaining why the answer makes sense
- Adding and subtracting whole numbers quickly and accurately (numbers up to 1 million)
- Multiplying and dividing multi-digit numbers in simple cases (Example: Multiplying $1,638 \times 7$ or 24×17 , and dividing 6,966 by 6); Building fluency by decomposing numbers (Example: $36 \times 15 = 30 \times 15 + 6 \times 15$ and $20 \times 15 + 10 \times 15 + 6 \times 15 = 36 \times 15$)
- Comparing and developing an understanding of equivalent fractions by using pictures, number lines and fraction models (Example: $\frac{1}{2}$ is the same as $\frac{3}{6}$ and $\frac{5}{10}$; Recognizing that $\frac{1}{4}$ is less than $\frac{3}{8}$ because $\frac{2}{8} = \left(\frac{2}{2}\right)\left(\frac{1}{4}\right)$ which is less than $\frac{3}{8}$)
- Adding, subtracting, and multiplying fractions in simple cases (Example: $\frac{5}{8} = 5\left(\frac{1}{8}\right)$ or $2\left(\frac{3}{4}\right) - 1\left(\frac{1}{4}\right)$ or $3 \times \left(\frac{5}{8}\right)$ and solving related word problems
- Understanding simple decimals in terms of fractions (Example: Rewriting 0.5 as $\left(\frac{5}{10}\right)$ or 0.62 as $\left(\frac{62}{100}\right)$ and locating them on a number line
- Measuring angles and finding unknown angles in a diagram

English language Arts/Literacy

What Your Child Learned in Grade 3

- Reading closely to identify main ideas and supporting details in a story
- Describing the logical connection between certain sentences and paragraphs in stories (Example: First, second, third; cause and effect)
- Comparing the most important points and key details presented in two books on the same topic
- Writing opinions or explanations that group related information and develop topics with facts and details
- Writing stories that establish a situation and include details and clear sequences of events that describe the actions, thoughts, and feelings of characters
- Independently conducting short research projects that build knowledge about various topics
- Asking and answering questions about information heard from a speaker or while participating in classroom discussions; Offering appropriate elaboration and detail that build on what others have said
- Reading stories and poems aloud fluently without pausing to figure out what each word means
- Distinguishing the literal and nonliteral meanings of words, such as *something's fishy* and *cold shoulder*
- Spelling correctly and consulting dictionaries to clarify meanings of words

What Your Child Will Learn in Grade 4

- Describing the basic elements of stories — such as characters, events, and settings — by focusing on specific details in the text
- Paying close attention to key features of informational books and articles: Understanding the main and supporting ideas; being able to compare and contrast information; and explaining how the author uses facts, details, and evidence to support particular points
- Comparing ideas, characters, events, and settings in stories and myths from different cultures
- Writing summaries or opinions about topics supported with a set of well-organized facts, details, and examples
- Independently conducting short research projects on different aspects of a topic using evidence from books and the Internet
- Paraphrasing and responding to information presented in discussions, such as comparing and contrasting ideas and analyzing evidence that speakers use to support certain points
- Reporting orally on a topic or telling a story with enough facts and details
- Writing complete sentences with correct capitalization and spelling
- Relating words that are common in reading to words with similar meanings (synonyms) and to their opposites (antonyms)

How You Can Help Your Child At Home Mathematics

Strategies to improve your child's Grade 4 math understanding:

Stay connected to the mathematical content your child is learning each day at school. Ask how they are using strategies and models in their work and how they know their answer is reasonable or accurate.

$$\frac{a}{b} = c$$

Concepts & Procedures

Applying mathematical concepts and procedures

- Reinforce mathematics by sharing your thinking as you work through real problems, especially if it takes some time and effort to find a solution.
- Use everyday activities such as cooking and measuring to show your child how to use numbers and mathematical thinking.
- Talk to your child about how adults use math in their everyday lives. Decide which is the “better buy” while shopping. Estimate what time to start a series of tasks in order to be done by a certain time. Figure out how many burgers you can buy for \$10.



Problem Solving: Modeling and Data Analysis

Using appropriate tools and strategies to solve real world and mathematical problems

- Play math games with your child and ask for explanations of his or her strategies and solutions.
- Encourage your child to stick with a problem that may seem difficult at first. Working on different ways to solve the problem can be helpful, for example using objects or pictures. (Example: Determine how many candies each child will get if 36 candies are shared equally among nine children at a party. Determine how many six-inch lengths can be cut from a string 18 inches long.)
- Encourage your child to use what is already known to find answers for new problems (Example: $4,500 - 399 = ?$ Think: $4,000 + (500 - 399) = 4,000 + 101 = 4,101$).
- Involve your child in shopping activities involving money or a budget.



Communicating Reasoning

Demonstrating ability to support mathematical conclusions

- Ask your child to explain what she or he is doing when working on a problem. Be patient with unfamiliar methods because they might be helpful to support your child's understanding of mathematics.
- Play games involving numbers and patterns (Yahtzee), logic (chess/checkers), and currency (Monopoly) and discuss strategies.
- Encourage your child to explore the meaning of perimeter and area, making sense of when to use addition, subtraction, multiplication, and division.

How You Can Help Your Child At Home

English Language Arts (ELA) / Literacy

Strategies to improve your child's Grade 4 ELA/Literacy understanding:



Reading

Demonstrating understanding of literary and nonfiction texts

- Talk about the news together. Visit soraapp.com/library/deal for access to ebooks, audiobooks, and magazines
- Read or watch different versions of a traditional story such as *Little Red Riding Hood* or *Cinderella* and compare the events, characters, purpose and points of view. Discuss how these changes affect the story.
- Encourage your child to use print or online materials like a dictionary, thesaurus, or glossary to find the meaning of unknown words or phrases and to look for word meaning within the text.



Listening

Demonstrating effective communication skills

- Ask your child to read their own writing out loud. Children can discuss word choices, ideas, and reasons why they wrote about a topic.
- Discuss current events. Children can share their opinions on the issues. Prompt them to share evidence to support their opinion.
- Pick one news event to read and then watch a news clip on the same topic. Compare the facts, details, and points of view of the news stories.



Writing

Producing clear and purposeful writing

- Use technology to help build your child's interest in reading. Read books, magazines, and newspapers online. Have your child write a summary on the computer. Share with an adult and use the computer to edit.
- Urge your child to use evidence to defend an opinion. Your child could write a letter about a product that no longer works and is still under warranty. Children need to see writing as a real-world experience and not just as a school activity.
- Encourage your child to create an event flyer about a school activity or a family event.



Research/Inquiry

Investigating, analyzing and presenting information

- If your child wants to purchase a new item, have him or her conduct research and explain why purchasing that particular brand is the best option.
- Have your child help plan a family outing using the Internet or library to research a place he or she is interested in.

Additional Resources

Mathematics and ELA

- **Sora-Student Reading App** - <https://soraapp.com/library/deal>
Provides opportunities for students to explore age-appropriate digital books from Delaware Libraries
- **Be a Learning Hero** – <http://bealearninghero.org/readiness-roadmap/>
Provides help with mathematics homework, tips on reading, answers about the new tests, what your child should know grade by grade, and other topics from trusted partners.
- **Roadmaps to the Standards** – <http://www.cgcs.org/page/328>
Provides parents with detailed information about the expectations of the Common Core in mathematics for K-12. Shows what children will learn and how parents can support learning.
- **Practice Tests** – <https://smarterbalanced.org/our-system/students-and-families/samples/>
Provides students with a preview of test questions aligned to the academic standards in English language arts/literacy and math for each grade. Similar in format and structure to the actual test.

Mathematics (only)

- **Khan Academy Math** – <http://www.khanacademy.org/commoncore>
Provides an extensive library of user-friendly content for K-12 mathematics. Students can practice at their own pace and make use of interactive challenges and videos. Requires online access.
- **Illustrative Mathematics** – <https://tasks.illustrativemathematics.org/content-standards>
Provides mathematical tasks and solutions as well as how the tasks illustrate content standards. The site also provides videos and vignettes illustrating the Mathematical Practices.

ELA (only)

- **Adolescent Literacy** – <http://www.adlit.org>
Provides information and resources for struggling adolescent readers and writers.
- **Newsela** – <https://newsela.com/>
Provides students with daily nonfiction news articles that build comprehension skills while keeping them connected with the latest happenings around the world.