




Delaware Parent Guide

Preparing Students for Success in

Grade 7

Your Child's Progress

*A parent resource for understanding what your child should have learned this year
as well as helpful suggestions for supporting your child's learning at home
in preparation for the upcoming school year.*



Dear Families:

In a few weeks you will receive your child's Smarter Assessment score results for this past school year. This Family Score Report provides a great deal of information about your child's scores, including how well your child performed on the test compared to other students and a chart tracking performance across school years. Please take the time to review the report thoroughly so that you understand what type of supports your child needs to progress to the next grade.

The enclosed Family Guide is meant to be used alongside your Family Score Report and offers suggestions for ways to support your child based on his or her Smarter scores. This guide outlines what your child should have learned this year as well as how to prepare for success in the upcoming school year. The information in this guide is based directly on best practices from the national Parent Teacher Association (PTA) and other states and provides guidance to help your child in English language arts/literacy and mathematics.

As you may know, Delaware uses the Smarter Assessment in grades 3 through 8 to help measure student progress toward mastery of the state's academic standards in English language arts/literacy and mathematics. While no single test tells us everything we need to know about how a student is performing in school, these test scores along with in-class work provide you with information on how your child is progressing. We encourage you to meet with your child's teachers to discuss his or her progress, raise any questions you may have, and determine how you can best support the work happening in school.

Preliminary results for Smarter were available to educators through an online reporting system about three weeks after tests were submitted for scoring. Your child's teachers were able to access these Smarter scores to assist with instructional planning. Your child's teachers for the upcoming school year will use Smarter scores to assist with instructional planning as well.

We sincerely appreciate the hard work and support provided at home to ensure that your child is ready to meet the learning goals. We welcome your feedback or suggestions for improving Delaware's Family Score Report and the enclosed Family Guide. Please email us at assessment@doe.k12.de.us or call (302) 857- 3391. Best wishes for a wonderful summer.

Sincerely yours,

Mark A. Holodick, Ed.D

Secretary of Education

Monica Grant, Ed.D

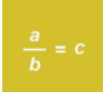


Associate Secretary
Academic Support Team

Subjects on the Smarter Assessment

When you receive your child's score report, you will receive an overall score as well as information on how your child is progressing in each area. These areas are aligned to the Delaware standards and tell you, your child, and your child's teachers how well your child is mastering the standards.





Mathematics

The Smarter Assessment for Mathematics is organized by three (3) areas, or claims:

Different Areas of the Mathematics Assessment		
	Concepts & Procedures	Applying mathematical concepts and procedures
	Problem Solving: Modeling and Data Analysis	Using appropriate tools and strategies to solve real world and mathematical problems
	Communicating Reasoning	Demonstrating ability to support mathematical conclusions

English Language Arts (ELA) / Literacy

The Smarter Assessment for ELA and Literacy is organized by four (4) areas, or claims:

Different Areas of the ELA/Literacy Assessment		
	Reading	Demonstrating understanding of literary and nonfiction texts
	Listening	Demonstrating effective communication skills
	Writing	Producing clear and purposeful writing
	Research/Inquiry	Investigating, analyzing and presenting information

Mathematics

What your Child Learned in Grade 6

- Using reasoning of multiplication and division to solve problems about quantities. Understanding ratios and rates, and solving problems involving proportional relationships (Example: If it took 7 hours to mow 4 lawns, how many lawns could be mowed in 35 hours? At what rate were lawns being mowed?)
- Dividing fractions and solving related word problems (Example: How wide is a rectangular strip of land with length $\frac{3}{4}$ mile and area $\frac{1}{2}$ square mile?)
- Using positive and negative numbers together to describe quantities; Understanding the ordering and absolute values of positive and negative numbers.
- Working with variables and expressions by generalizing the way numbers work (Example: When adding numbers the order doesn't matter so $x + y = y + x$; likewise, properties of addition and multiplication can be used to rewrite $24x + 18y$ as $6(4x + 3y)$, or $y + y + y$ as $3y$)
- Understanding the process of solving simple equations with numbers and variables
- Writing equations to solve word problems and describing relationships between quantities (Example: The distance D traveled by a train in time T might be expressed by an equation $D = 85T$, where D is in miles and T is in hours)
- Reasoning about relationships between shapes to determine area, surface area (outside wrapping area) and volume (how much something holds) to solve real-world and mathematical problems
- Learning about mean (average) and median (middle) to develop an understanding of how data sets can be summarized, what the difference is in these values and what it says about the data

What Your Child Will Learn in Grade 7

- Analyzing proportional relationships (Example: By graphing in the coordinate plane) and distinguishing from other kinds of mathematical relationships (Example: Buying 10 times as many items will cost you 10 times as much, but taking 10 times as many aspirin will not lower your fever 10 times as much)
- Solving proportionality and percent problems (Example: Determining tax, tips, and markups and markdowns)
- Solving problems involving scale drawings
- Adding, subtracting, multiplying, and dividing positive/negative numbers; Solving related word problems
- Solving word problems that have a combination of whole numbers, fractions, and decimals (Example: A woman making \$25 an hour receives a 10% raise. She will make an additional $\frac{1}{10}$ of her salary an hour – what is her new hourly rate?)
- Solving equations such as $\frac{1}{2}(x - 3) = \frac{3}{4}$ quickly and accurately, and writing equations of this kind to solve word problems (Example: I knocked over a carton of milk, and 3 cups were spilled before I set the carton upright again. When I poured out the remaining milk equally into two measuring cups, there was $\frac{3}{4}$ of a cup of milk in each one. How much milk was originally in the carton?)
- Solving real world problems that can be modeled with an inequality such as $x > 8$ or $\frac{1}{4}(x + 5) = 21$ by answering the question: "What number does x have to be to make this statement true?"
- Solving real-world and mathematical problems involving the area (space inside) and circumference (distance around) of a circle, the area of two-dimensional objects such as triangles, and the volume (capacity inside) and surface area (total of all outside space) of three-dimensional objects such as boxes.
- Using statistics to draw inferences and make comparisons (Example: Deciding which candidate is likely to win an election based on a survey)

English language Arts/Literacy

What Your Child Learned in Grade 6

- Analyzing how chapters of a book, scenes of a play, or stanzas of a poem fit into the overall structure of a piece and contribute to the development of ideas or themes
- Gaining knowledge from materials that make extensive use of elaborate diagrams and data to convey information and illustrate concepts
- Evaluating the argument and specific claims in written materials or a speech, and distinguishing claims that are supported by reasons and evidence from claims that are not
- Presenting claims and findings orally, sequencing ideas logically, and accentuating main ideas or themes
- Writing arguments that provide clear reasons and relevant evidence, and use credible sources
- Writing brief reports that examine a topic, have a clear focus, and include relevant facts, details, and quotations
- Conducting short research projects to answer a question; Drawing on several sources and sharpening the focus based on research findings
- Reviewing and paraphrasing the key ideas and multiple perspectives of a speaker
- Recognizing variations from standard English in writing and speaking, and using this knowledge to improve language use
- Determining the correct meaning of a word based on the context in which it is used (Example: The rest of the sentence or paragraph)

What Your Child Will Learn in Grade 7

- Citing several sources of specific evidence from a piece when offering an oral or written analysis of a book, essay, article, or play
- Analyzing works of fiction to see how events advance the plot and how setting shapes the characters
- Determining an author's point of view or purpose in a nonfiction work and analyzing how the author takes a position different from other authors
- Organizing and focusing writing, including crafting supporting statements and conclusions with evidence and showing that the evidence is accurate and reliable
- Conducting research in response to a specific question by drawing on evidence from several credible literary or informational sources to support an analysis or reflection
- Avoiding plagiarism and following a standard format for citations (Example: Footnotes, bibliography)
- Evaluating a speaker's key points and reasoning, asking questions, and crafting well-supported ideas in discussions
- Presenting claims and findings to others emphasizing main points, making eye contact, speaking loudly enough, pronouncing words clearly, and using formal English when the situation calls for it
- Using common, grade-appropriate Greek or Latin affixes and roots as clues to defining the meaning of a word (Example: Semi-, semiannual, semicircle)

How You Can Help Your Child At Home Mathematics

Strategies to improve your child's Grade 7 math understanding:

Stay connected to the mathematical content your child is learning each day at school. Ask how they are using strategies and models in their work and how they know their answer is reasonable or accurate.

$$\frac{a}{b} = c$$

Concepts & Procedures

Applying mathematical concepts and procedures

- Reinforce mathematics by sharing your thinking as you work through real problems, especially if it takes some time and effort to find a solution.
- Discuss common rates in daily life like miles per gallon, gallons per minute, miles per hour.
- Do an internet search for “free math games” and play games with your child.



Problem Solving: Modeling and Data Analysis

Using appropriate tools and strategies to solve real world and mathematical problems

- Encourage your child to review notes, draw pictures, and use resources to solve problems independently.
- Encourage your child to stick with a problem that may seem difficult at first. (Example: Determining the average speed of a family trip based on the distance traveled and the time taken; Estimating the time that a trip will take given the distance and an estimate of the average speed.) Examples can also come from the news, such as a swimmer crossing the English Channel or a space probe traveling to another planet.
- Encourage your child to use what is already known to find answers to new problems.
- Discuss with your child real-world and mathematical problems involving area, surface area, and volume.



Communicating Reasoning

Demonstrating ability to support mathematical conclusions

- Ask your child to use clear definitions in discussions with others and in their own reasoning. Encourage your child to state the meaning of the symbols chosen, including using the equal sign consistently and appropriately.
- Encourage your child to justify their conclusions, communicate them to others, and respond to the arguments of others.

How You Can Help Your Child At Home

English Language Arts (ELA) / Literacy

Strategies to improve your child's Grade 7 ELA/Literacy understanding:



Reading

Demonstrating understanding of literary and nonfiction texts

- Reading comprehension is driven by knowledge of the world. Have conversations with your child about what they learn in their science, social studies, and arts classes including vocabulary words.
- Encourage your child to identify an interest and read as many texts as they can on one topic. Reading builds knowledge. Engage them in conversations about what they're reading.
- Engage your child in direct experiences via field trips and other activities to build knowledge of the world. Multimedia can also provide a wealth of information that can't be experienced first-hand. This can include videos, news stories, and podcasts.
- Ask your child to read a favorite part of their text aloud. Practicing reading with expression builds comprehension abilities.



Writing

Producing clear and purposeful writing

- Reading and writing processes are closely connected. Ask your child to write to you about something they have read or listened to. This can take the form of a note or a letter. Promote the use of complete sentences and correct capitalization and punctuation.
- Ask your child to write down instructions you give them. This activity requires them to use skills required to complete a writing task such as reviewing information, translating it into their own words, and making a plan for completion.
- In conversation, ask your child to use relevant examples to justify an opinion or statement. Also, inquire about their sources of information. What about their source makes him/her believable?
- Have your child help plan a family outing, using the Internet or library to research a place he or she is interested in.



Research/Inquiry

Investigating, analyzing and presenting information

- Have your child help plan a family outing, using the Internet or library to research a place he or she is interested in.

Additional Resources

College and Career Planning

- **Delaware Goes to College** – <http://delawaregoestocollege.org/>
Provides information on preparing for education after high school. Includes checklists, scholarship deadlines, text messaging supports, and more. Families should begin now to ensure students select the appropriate course sequence and extracurricular activities in high school as well as understand the options for paying for college and advanced training to ensure success after graduation.
- **Khan Academy – Free personalized SAT Prep** – <https://www.khanacademy.org/sat>
Provides official, personalized SAT prep for FREE based on student PSAT scores. Includes practice tests, instructional videos, daily reminders, instant feedback and more.

Mathematics and ELA

- **Be a Learning Hero** – <http://bealearninghero.org/readiness-roadmap/>
Provides help with mathematics homework, tips on reading, answers about the new tests, what your child should know grade by grade, and other topics from trusted partners.
- **Roadmaps to the Standards** – <http://www.cgcs.org/page/328>
Provides parents with detailed information about the expectations of the Common Core in mathematics and ELA for K-12. Shows what children will learn and how parents can support learning.
- **Practice Tests and Sample Questions** - <https://smarterbalanced.org/our-system/students-and-families/samples/> Provides students with a preview of test questions aligned to the academic standards in English language arts/literacy and math for each grade. Similar in format and structure to the actual test.

Mathematics (only)

- **Khan Academy Math** – <http://www.khanacademy.org/commoncore>
Provides an extensive library of user-friendly content for K-12 mathematics. Students can practice at their own pace and make use of interactive challenges and videos. Requires online access.
- **Illustrative Mathematics** – <https://tasks.illustrativemathematics.org/content-standards>
Provides mathematical tasks and solutions as well as how the tasks illustrate content standards. The site also provides videos and vignettes illustrating the Mathematical Practices.

ELA (only)

- **Sora-Student Reading App** - <https://soraapp.com/library/deal>
Provides access to the e-book collection from your child's school library and public library.
- **TypingClub** – <https://www.typingclub.com>
Offers lessons, videos and games to teach typing in a fun way with added accessibility options like voice narration, font choices, and contrast settings.
- **ProCon.org** – <https://www.procon.org>
Presents “the pro and con arguments to controversial issues in a straightforward, nonpartisan, freely accessible way.” Each topic is further broken down into subcategories, and multiple voices speak for each side, giving readers a granular, nuanced look at every issue.
- **AllSides** – <https://www.allsides.com>
Users compare how different publications and websites from all sides of the political spectrum report on the same stories.