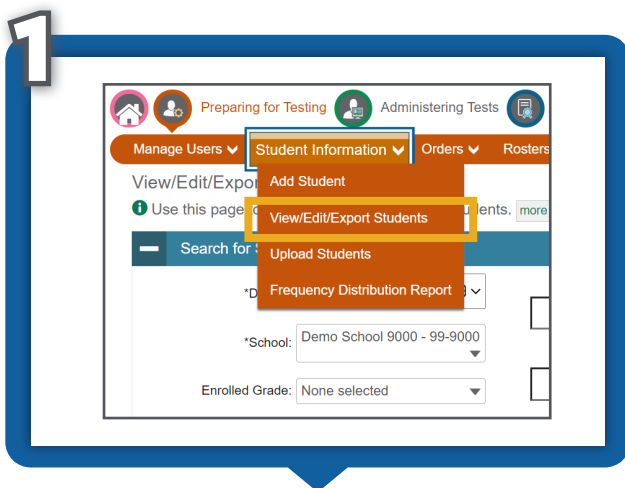
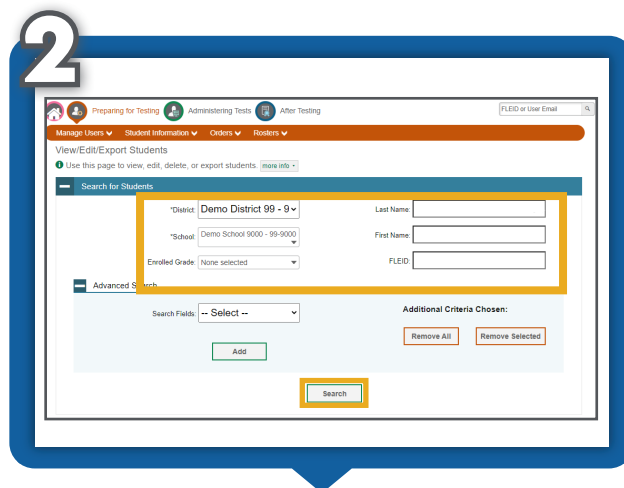




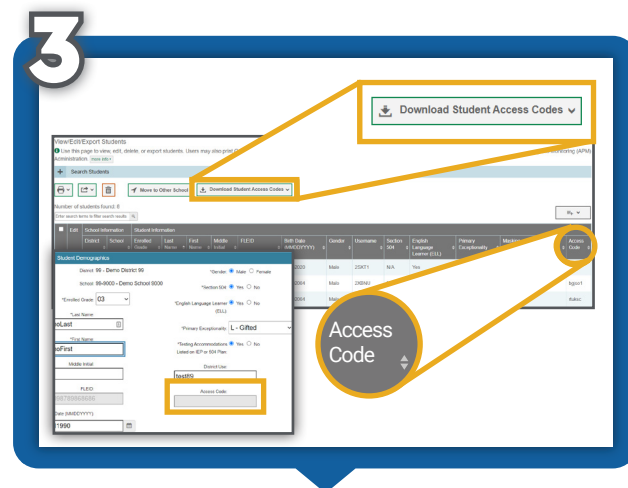
3 Steps to Get Access Codes to the Family Portal



Go to TIDE and navigate to the **View/Edit/Export Students** option under **Preparing for Testing/Students**.



Complete the fields to find the student(s) for whom you need an access code. Click **Search**.



Multiple views are available for viewing student codes. The individual student's access code appears under the **Student Demographics** section.

Be sure to use a secure communication method when sending the access codes to families. Families need to go to <https://de-familyportal.cambiumast.com> to sign in to the Family Portal.